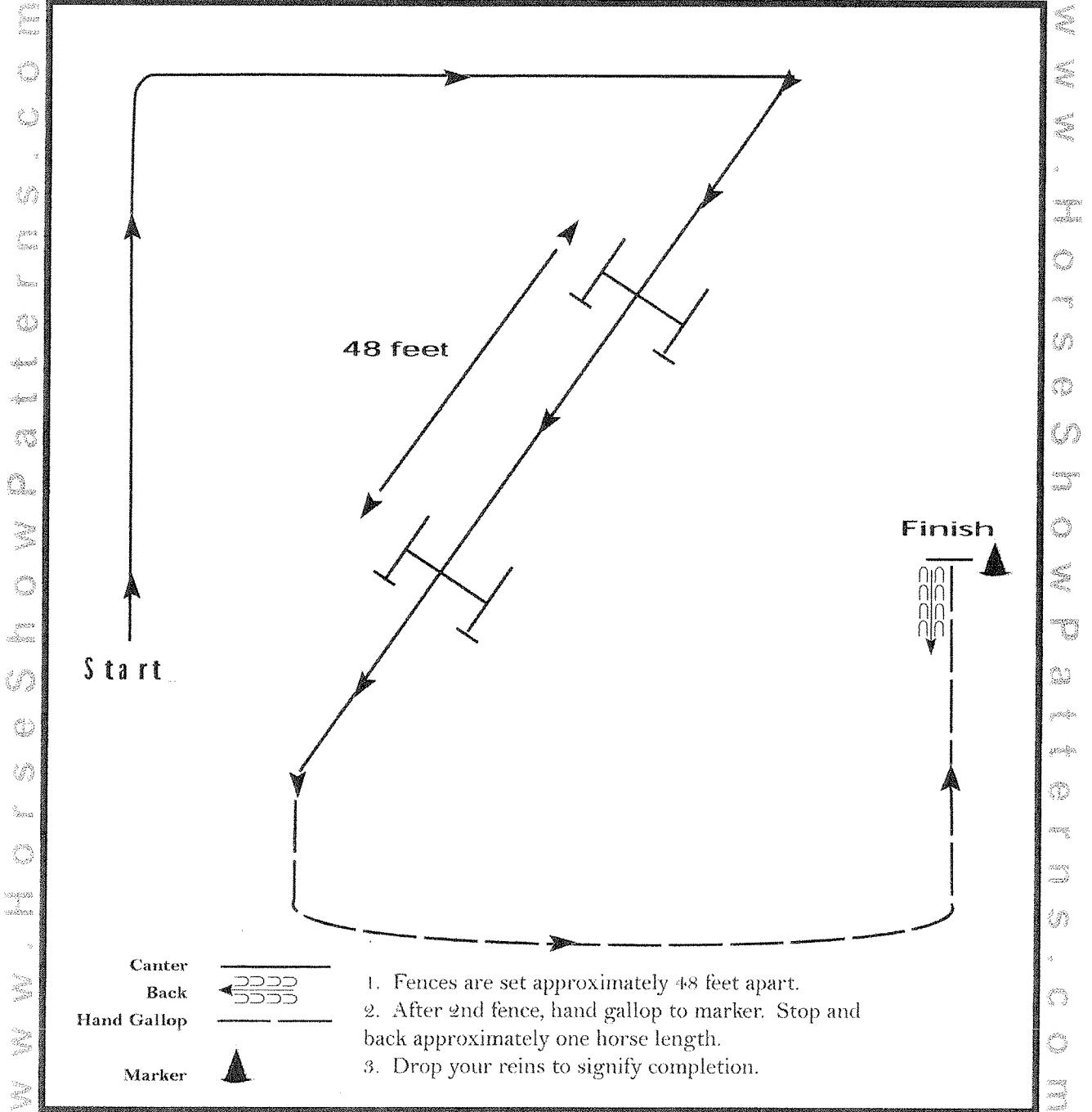


2019 National Appaloosa Championship Show

Hunter Hack (Classes 9 (2'), 10 (2'3"), 11 (2'6"))

Show Date: 12-16th March 2019



[HH/48-18]

Pattern Provided by:

Judges

©2019 HorseShowPatterns.com All Rights Reserved.

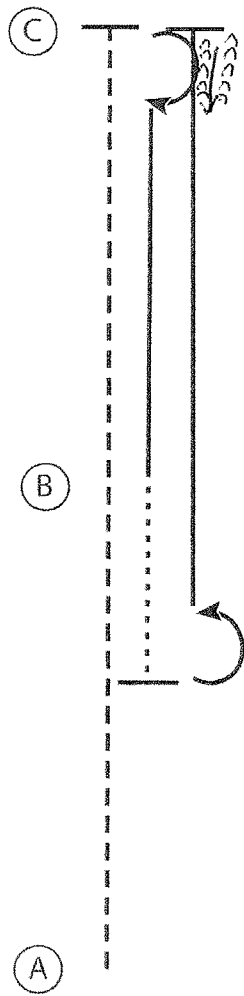
2019 National Appaloosa Championship Show

Hunt Seat Equitation (not Walk-Trot) (Classes 31, 32, 33, 34)

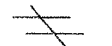



Show Date: 12-16th March 2019

www.HorseShowPatterns.com

www.HorseShowPatterns.com



1. Posting trot right diagonal A to B
2. Posting trot left diagonal B to C
3. Stop at C and perform a 180 degree turn to the right on the hindquarter
4. Canter on the right lead C to B
5. At B walk towards A
6. When halfway to A stop and perform a 180 degree turn to the left on the hindquarter
7. Canter on the left lead to C
8. Stop at C, BACK 5 STEPS

- Walk (dotted line)
- Trot - - - - - (dashed line)
- Extended Trot — — — — — (long dashed line)
- Canter ————— (solid line)
- Leg Yield ||||| (vertical bars)
- Lead Change 
- Back 
- Marker (B) 
- Sidepass 

[HSE/3-6]

Pattern Provided by:

Judges

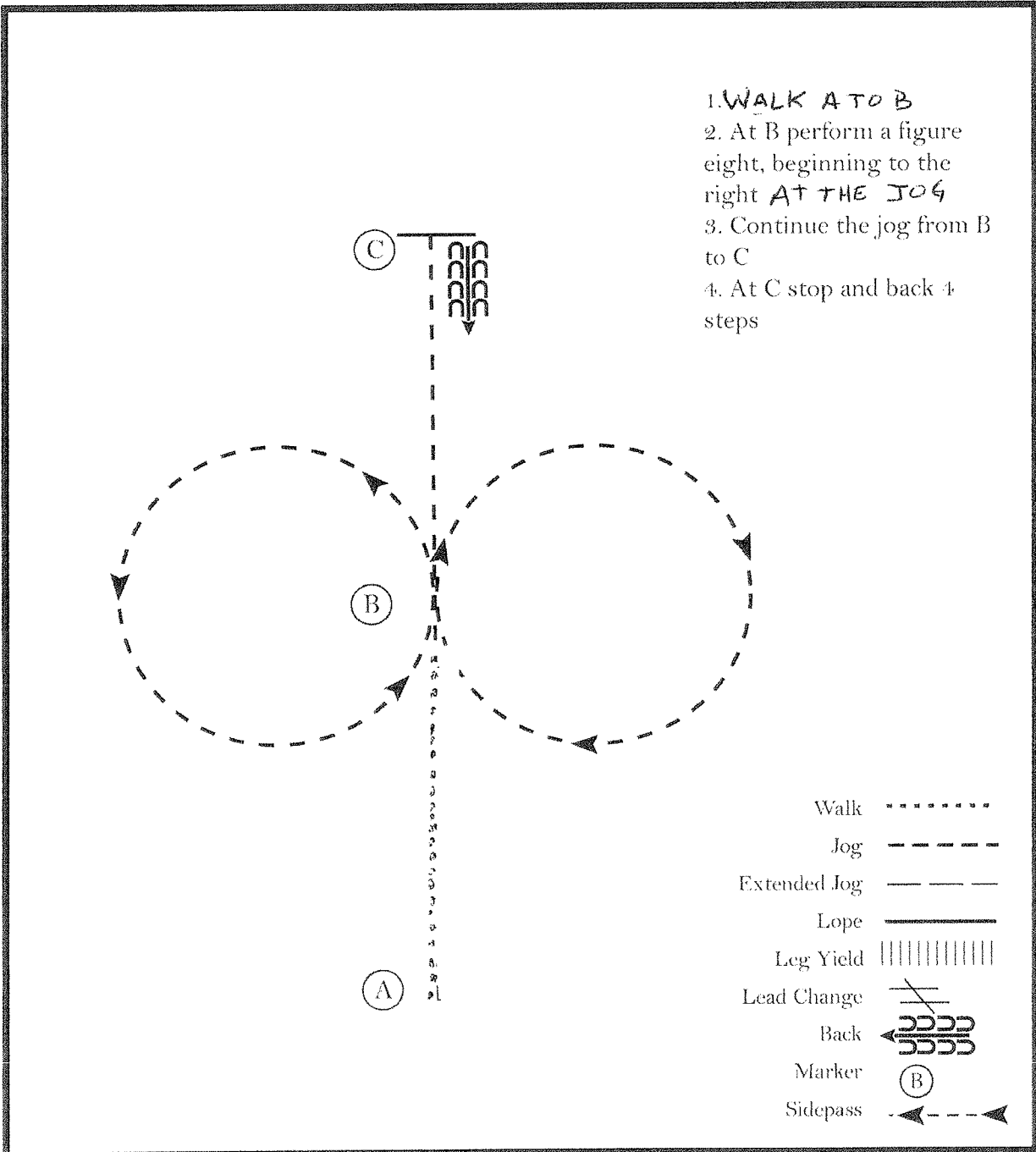
2019 National Appaloosa Championship Show

Hunt Seat Equitation: Walk-Trot (Class 35)

Show Date: 12-16th March 2019

www.HorseShowPatterns.com

www.HorseShowPatterns.com



1. WALK A TO B
2. At B perform a figure eight, beginning to the right AT THE JOG
3. Continue the jog from B to C
4. At C stop and back 4 steps

[WH/WT-5]

Pattern Provided by:

Judges

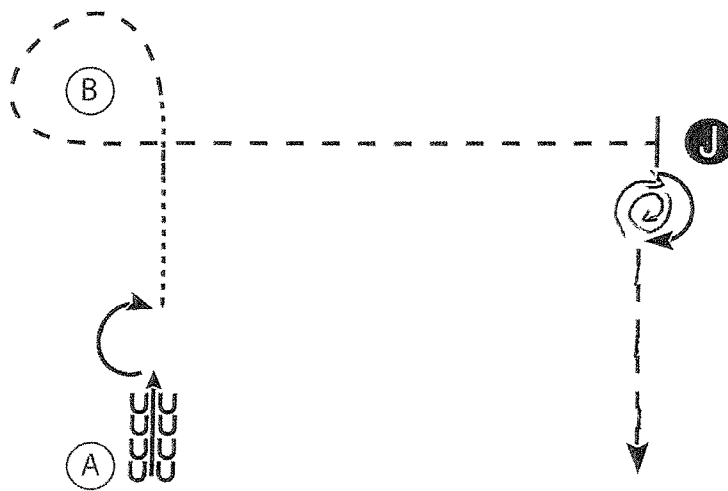
2019 National Appaloosa Championship Show

Showmanship (Classes 63, 64, 65, 66)

Show Date: 12-16th March 2019

www.HorseShowPatterns.com

www.HorseShowPatterns.com



1. At A back 4 steps
2. Perform a 180 degree turn
3. Walk to B
4. At B trot around B and to the judge, set up for inspection
5. When dismissed perform **2 1/4 Turn** and **EXTENDED TROT** away from the judge

Walk - - - - -

Trot - - - - -

Back ←

Marker (B)

Judge (J)

[S/2-1]

Pattern Provided by:

Judges

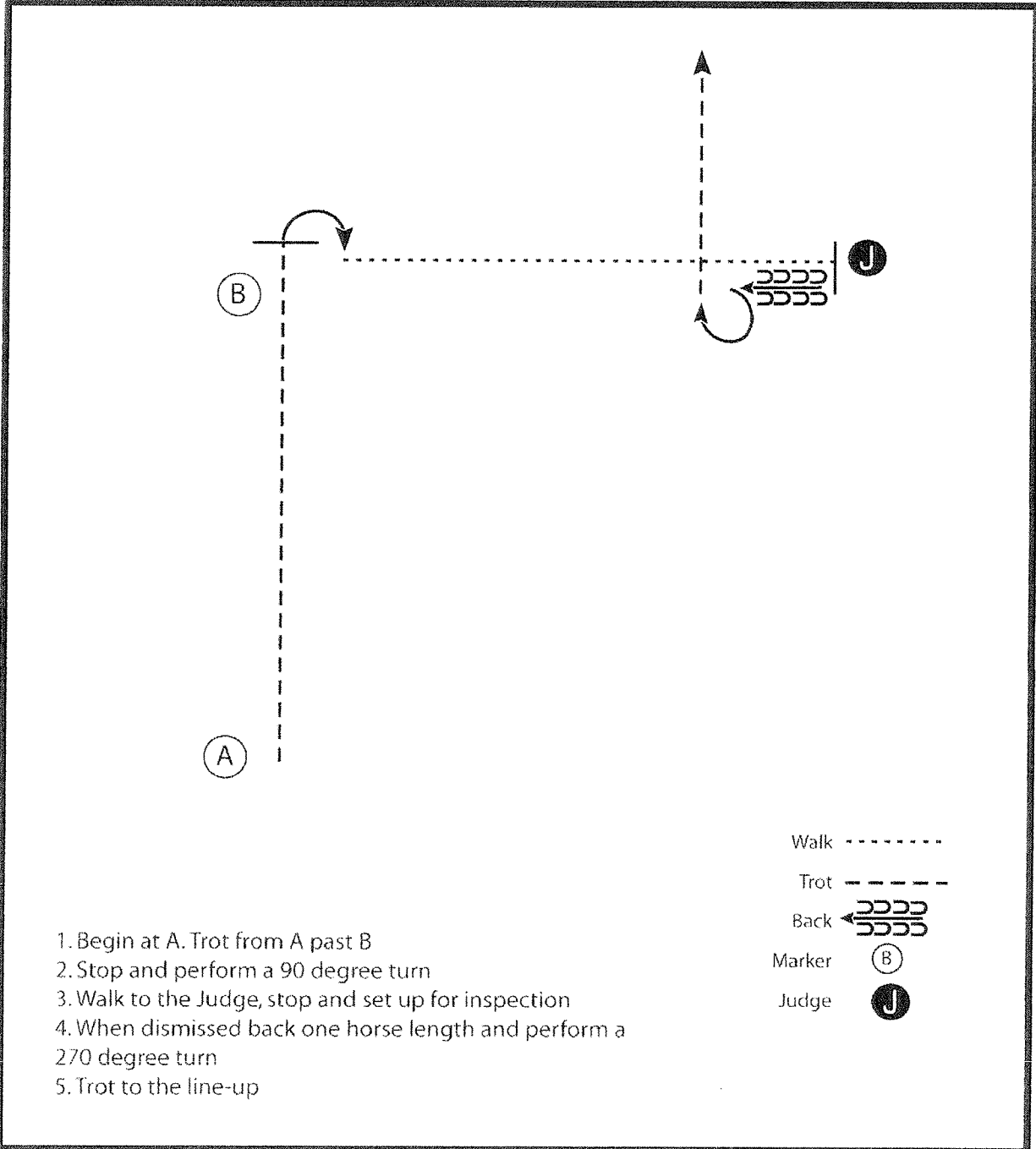
2019 National Appaloosa Championship Show

Showmanship (Classes 67, 68)

Show Date: 12-16th March 2019

w w w . H o r s e S h o w P a t t e r n s . c o m

w w w . H o r s e S h o w P a t t e r n s . c o m



Pattern Provided by:

Judges

[S/WT-3]

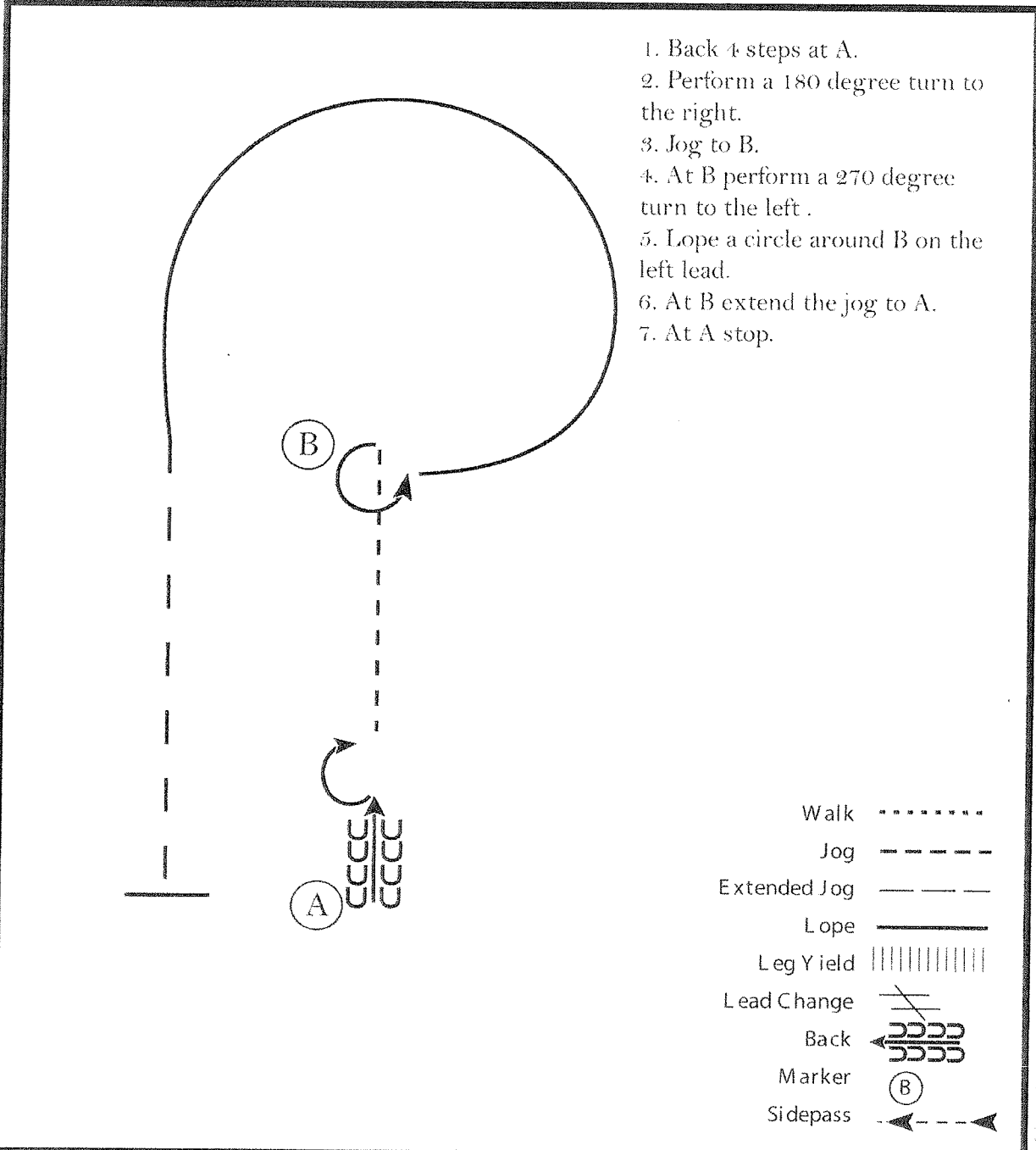
2019 National Appaloosa Championship Show

Bareback (Class 85)

Show Date: 12-16th March 2019

www.HorseShowPatterns.com

www.HorseShowPatterns.com



1. Back 4 steps at A.
2. Perform a 180 degree turn to the right.
3. Jog to B.
4. At B perform a 270 degree turn to the left .
5. Lope a circle around B on the left lead.
6. At B extend the jog to A.
7. At A stop.

Walk
Jog	- - - - -
Extended Jog	— — — — —
Lope	—————
Leg Yield	
Lead Change	↘
Back	←←←←←
Marker	⊙
Sidepass	→ - - - - ←

Pattern Provided by:
Judges

[WH/2-8]

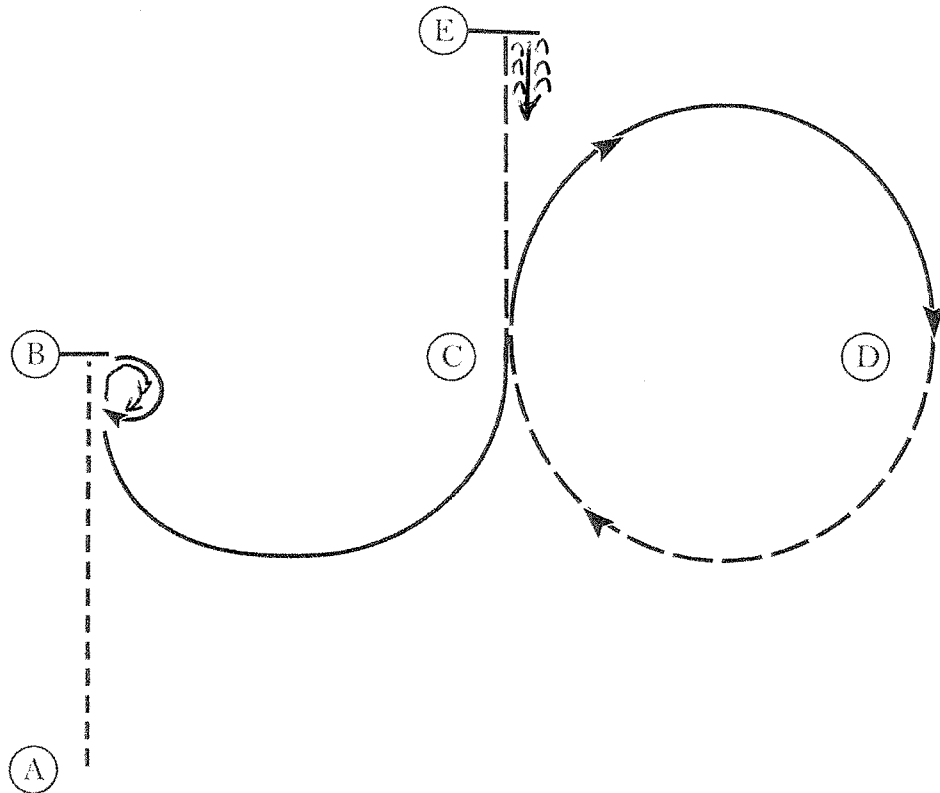
2019 National Appaloosa Championship Show

Horsemanship (Classes 88, 90, 132, 133)

Show Date: 12-16th March 2019

www.HorseShowPatterns.com

www.HorseShowPatterns.com



1. Jog A to B,
2. At B stop and perform a $1\frac{1}{2}$ turn to the right.
3. Lope on the right lead in a half circle to C.
4. At C maintain the right lead in a half circle to D.
5. At D extend the jog in a half circle to C and continue to E.
6. At E stop, **BACK**

Walk
Jog	-----
Extended Jog	-----
Lope	—————
Leg Yield	
Lead Change	↘↙
Back	←←←← →→→→
Marker	(B)
Sidepass	←-----←

[WH/2-4]

Pattern Provided by:

Judges

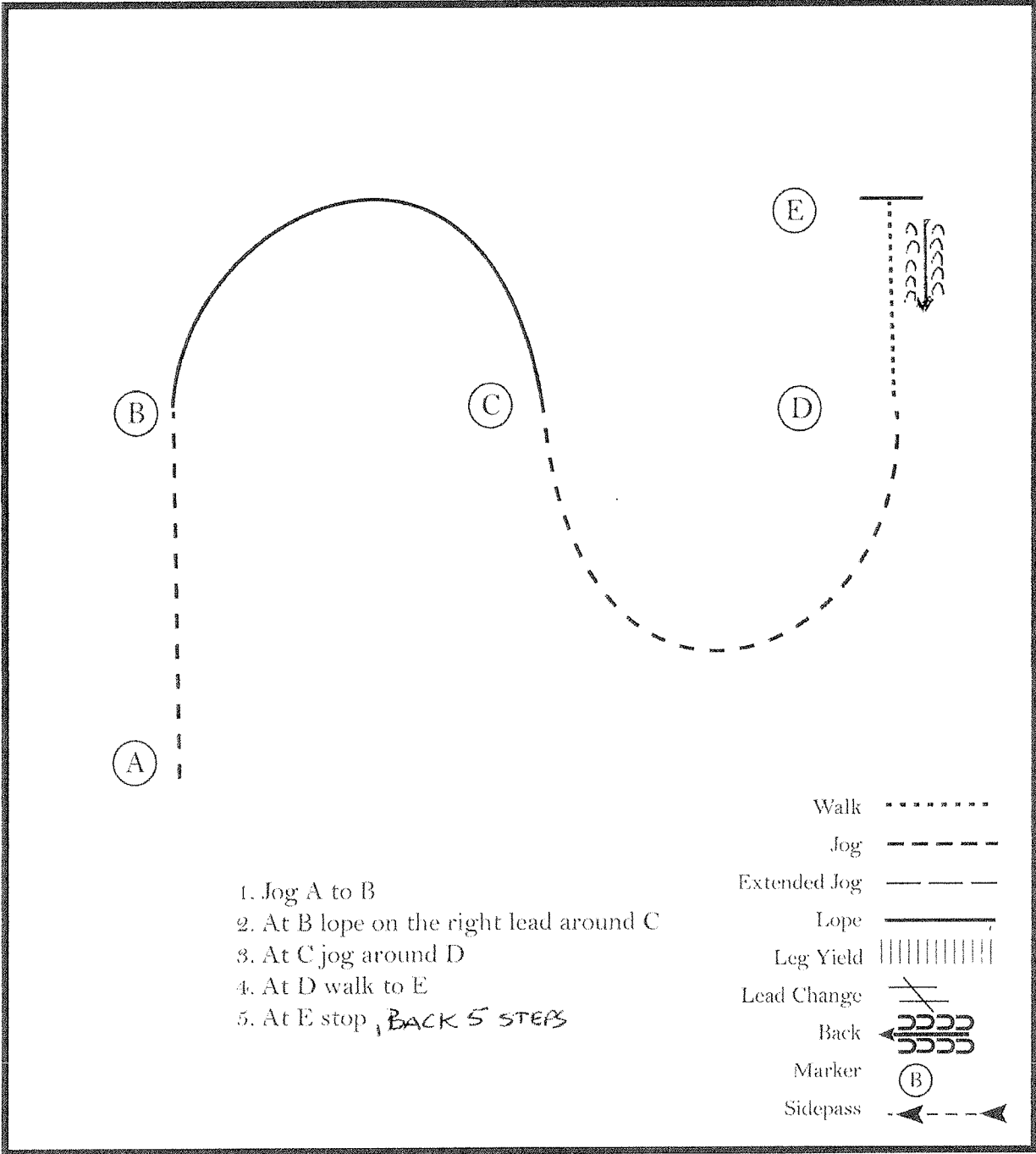
2019 National Appaloosa Championship Show

Horsemanship (Classes 89, 91)

Show Date: 12-16th March 2019

www.HorseShowPatterns.com

www.HorseShowPatterns.com



1. Jog A to B
2. At B lope on the right lead around C
3. At C jog around D
4. At D walk to E
5. At E stop, **BACK 5 STEPS**

- Walk (dotted line)
- Jog - - - - - (dashed line)
- Extended Jog — — — — — (long dashed line)
- Lope ————— (solid line)
- Leg Yield ||||| (vertical bars)
- Lead Change / (diagonal slash)
- Back ← C C C C C (backward arrows with 'C' pattern)
- Marker (B) (circle with 'B')
- Sidepass ← (dashed line with arrow)

[WH/1-12]

Pattern Provided by:

Judges

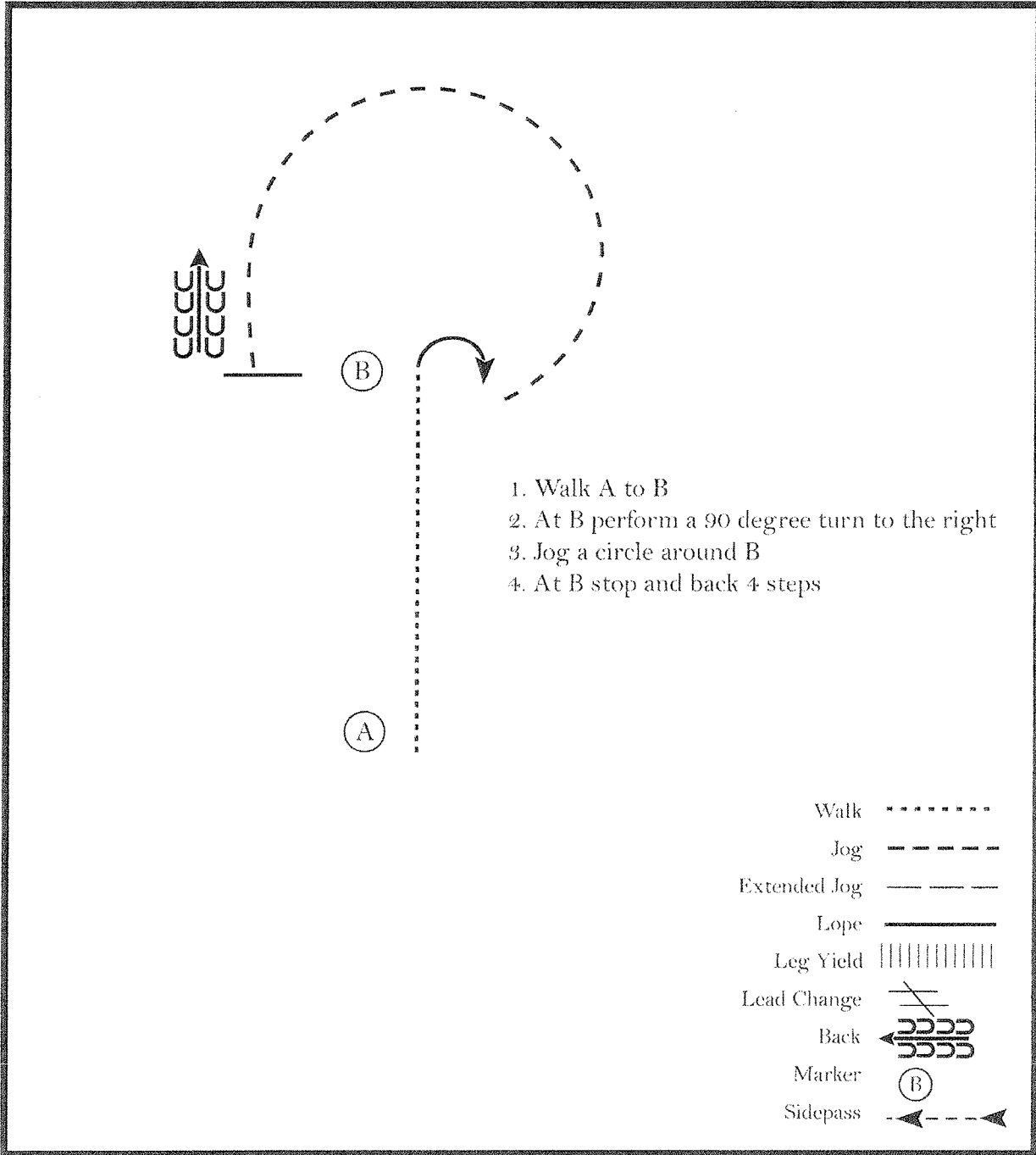
2019 National Appaloosa Championship Show

Horsemanship: All Walk/Trot (Class 130)

Show Date: 12-16th March 2019

www.HorseShowPatterns.com

www.HorseShowPatterns.com



1. Walk A to B
2. At B perform a 90 degree turn to the right
3. Jog a circle around B
4. At B stop and back 4 steps

- Walk
- Jog - - - - -
- Extended Jog - - - - -
- Lope _____
- Leg Yield |||||
- Lead Change / \
- Back ← ← ← ← ←
- Marker (B)
- Sidepass - - - - - → → → → →

[WH/WT-7]

Pattern Provided by:
Judges

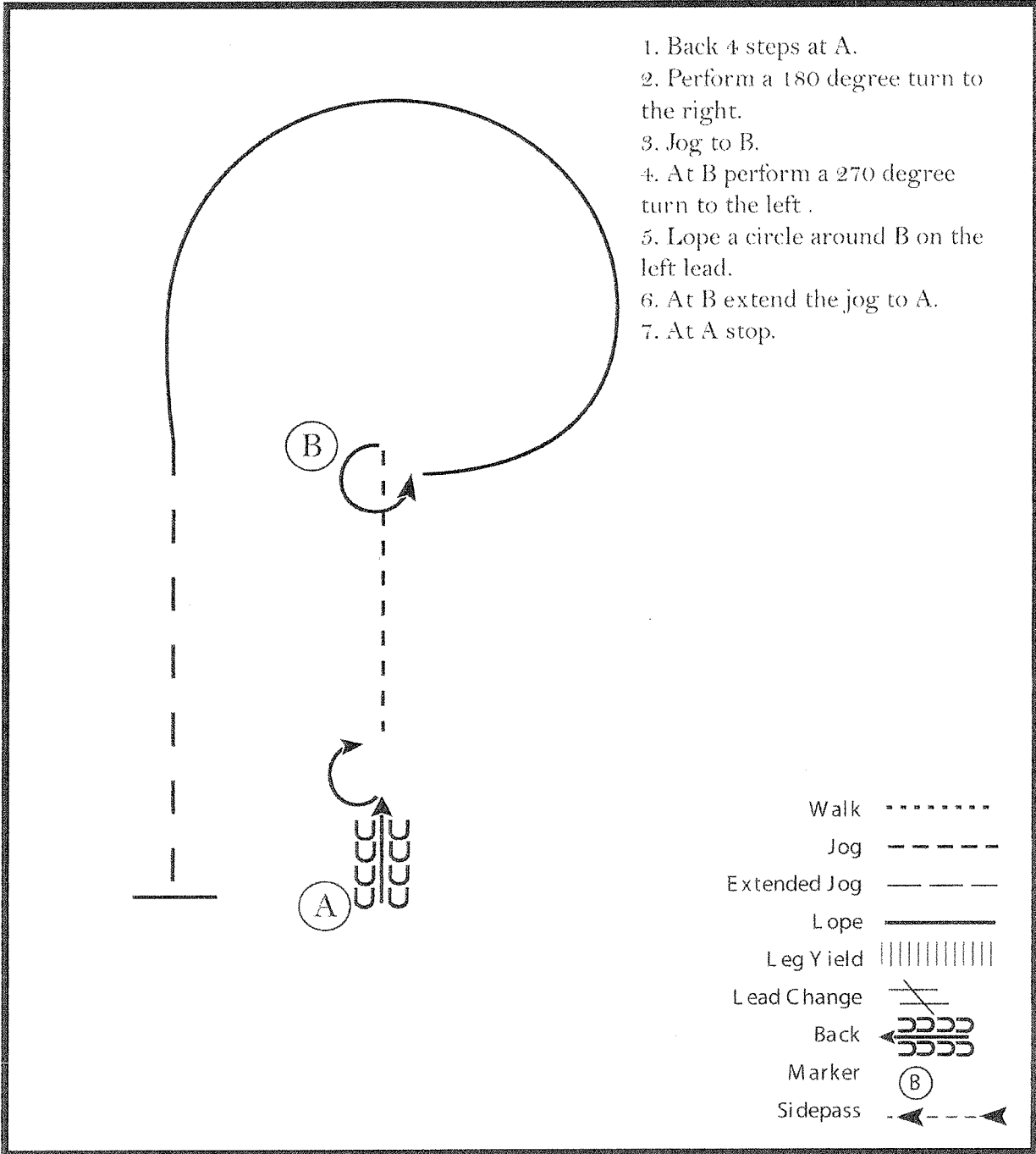
2019 National Appaloosa Championship Show

Horsemanship (Class 131, 134)

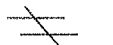


Show Date: 12-16th March 2019

www.HorseShowPatterns.com

www.HorseShowPatterns.com



1. Back 4 steps at A.
2. Perform a 180 degree turn to the right.
3. Jog to B.
4. At B perform a 270 degree turn to the left .
5. Lope a circle around B on the left lead.
6. At B extend the jog to A.
7. At A stop.

- Walk (dotted line)
- Jog - - - - - (dashed line)
- Extended Jog — — — — — (long dashed line)
- Lope ————— (solid line)
- Leg Yield ||||| (vertical lines)
- Lead Change 
- Back 
- Marker (B) (circle with B)
- Sidepass 

[WH/2-8]

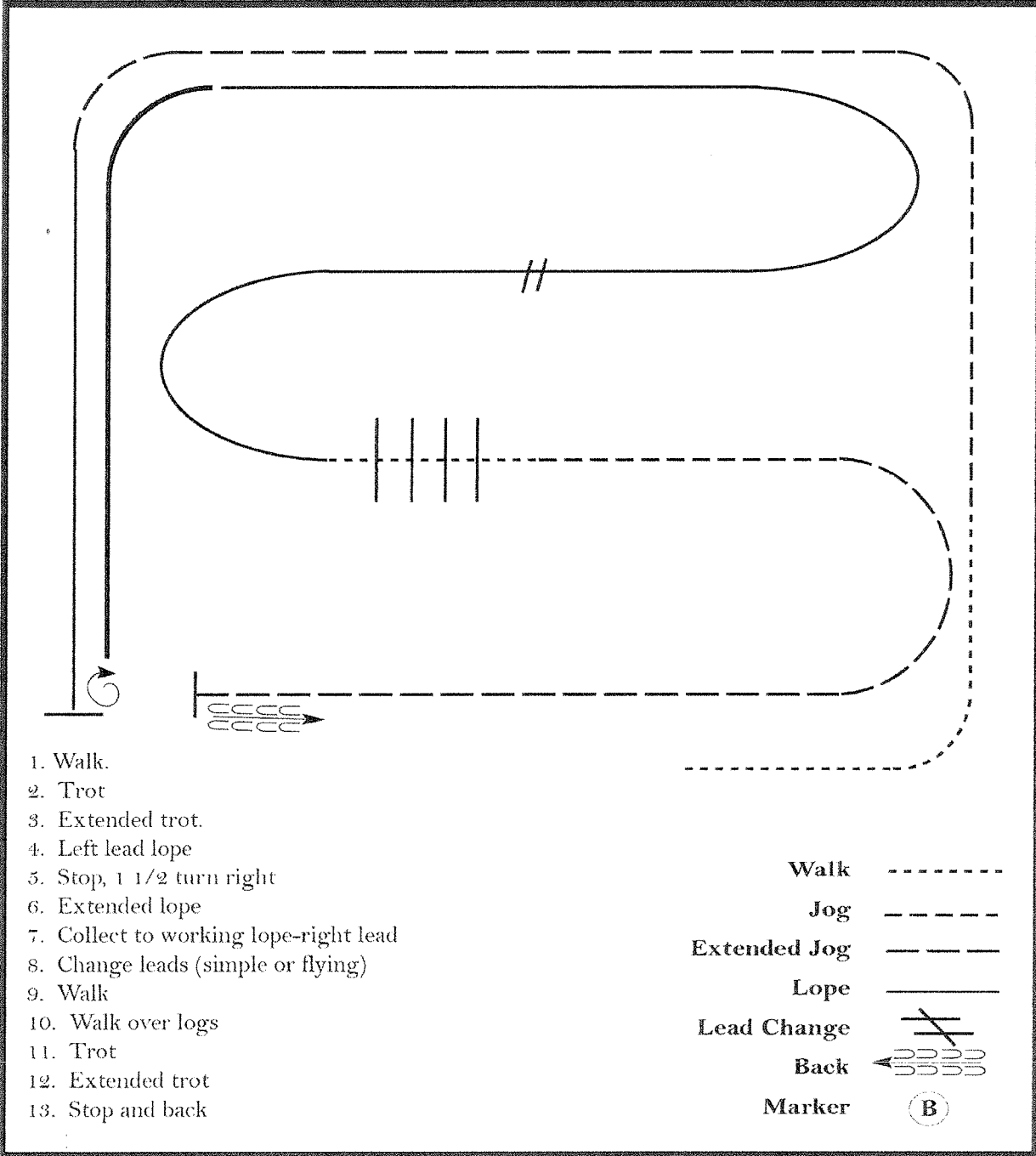
Pattern Provided by:
Judges

2019 National Appaloosa Championship Show

Ranch Riding (Classes 135, 136, 137, 138)

Show Date: 12-16th March 2019

www.HorseShowPatterns.com



1. Walk.
2. Trot
3. Extended trot.
4. Left lead lope
5. Stop, 1 1/2 turn right
6. Extended lope
7. Collect to working lope-right lead
8. Change leads (simple or flying)
9. Walk
10. Walk over logs
11. Trot
12. Extended trot
13. Stop and back

Walk
Jog	-----
Extended Jog	- - - - -
Lope	—————
Lead Change	////
Back	←←←←←
Marker	(B)

[RR/2]

Pattern Provided by:

Judges

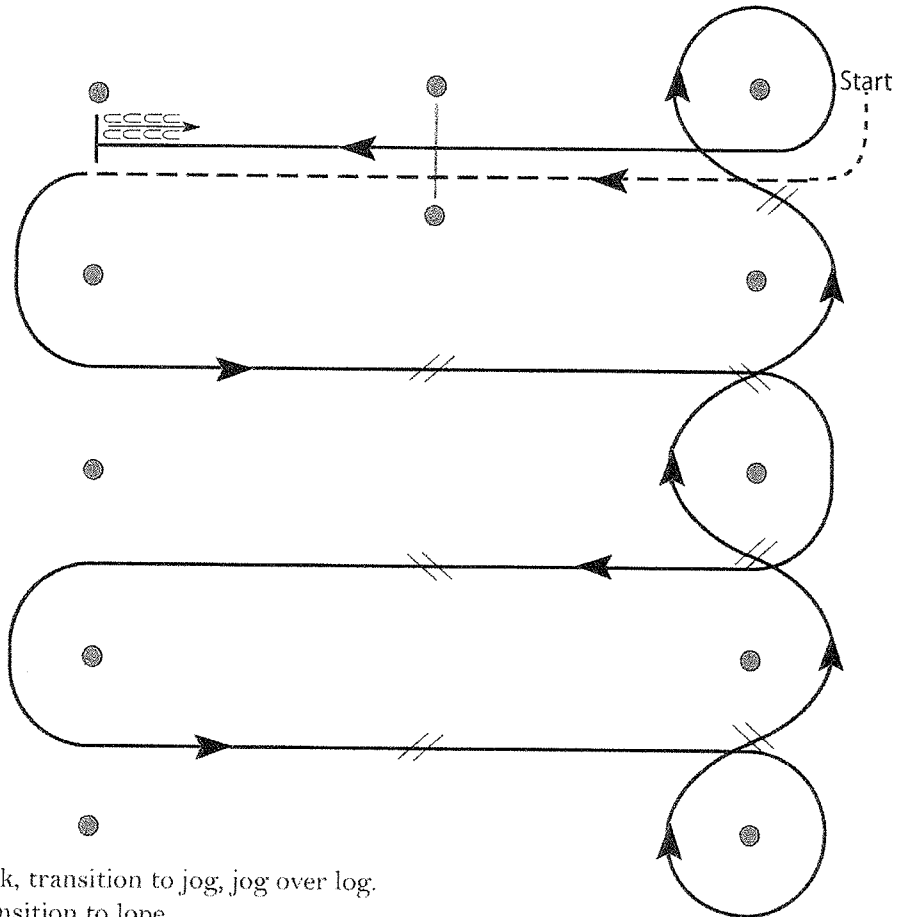
2019 National Appaloosa Championship Show

Western Riding (Classes 139, 140, 141)

Show Date: 12-16th March 2019

w w w . H o r s e S h o w P a t t e r n s . c o m

w w w . H o r s e S h o w P a t t e r n s . c o m



1. Walk, transition to jog, jog over log.
2. Transition to lope.
3. First crossing change.
4. Second crossing change.
5. Third crossing change.
6. Circle and first line change.
7. Second line change.
8. Third line change.
9. Fourth line change and circle.
10. Lope log.
11. Lope, stop and back.

Pattern Provided by:

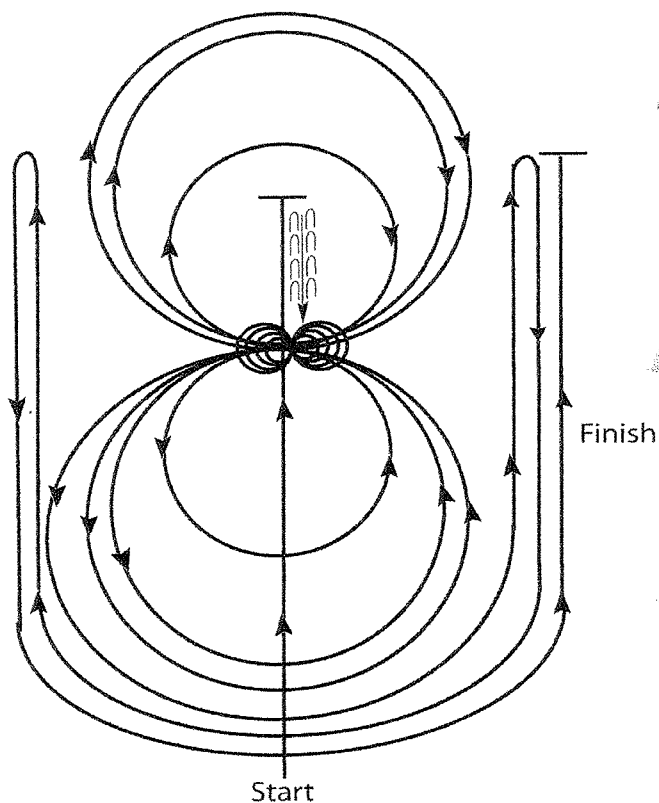
Judges

[WR/OP-2]

2019 National Appaloosa Championship Show

Reining (Classes 142, 143, 144)

Show Date: 12-16th March 2019



1. Run past the center marker and do a sliding stop. Back up to the center of the arena or at least ten feet (3m). Hesitate.
 2. Complete four spins to the right.
 3. Complete four and one-quarter spins to the left so that horse is facing the left wall or fence. Hesitate.
 4. Beginning on the left lead, complete three circles to the left: the first circle small and slow; the next two circles large and fast. Change leads at the center of the arena.
 5. Complete three circles to the right: the first circle small and slow; the next two circles large and fast. Change leads at the center of the arena.
 6. Begin a large fast circle to the left but do not close this circle. Run up the right side of the arena past the center marker and do a right rollback at least twenty feet (6.09m) from the wall or fence – no hesitation.
 7. Continue back around the previous circle but do not close this circle. Run up the left side of the arena past the center marker and do a left rollback at least twenty feet (6.09m) from the wall or fence – no hesitation.
 8. Continue back around previous circle but do not close this circle. Run up right side of the arena past the center marker and do a sliding stop at least twenty feet (6.09m) from the wall or fence. Hesitate to demonstrate completion of the pattern.
- Rider may drop bridle to the designated judge.

[R/AQHAP-9]

Pattern Provided by:

Judges