

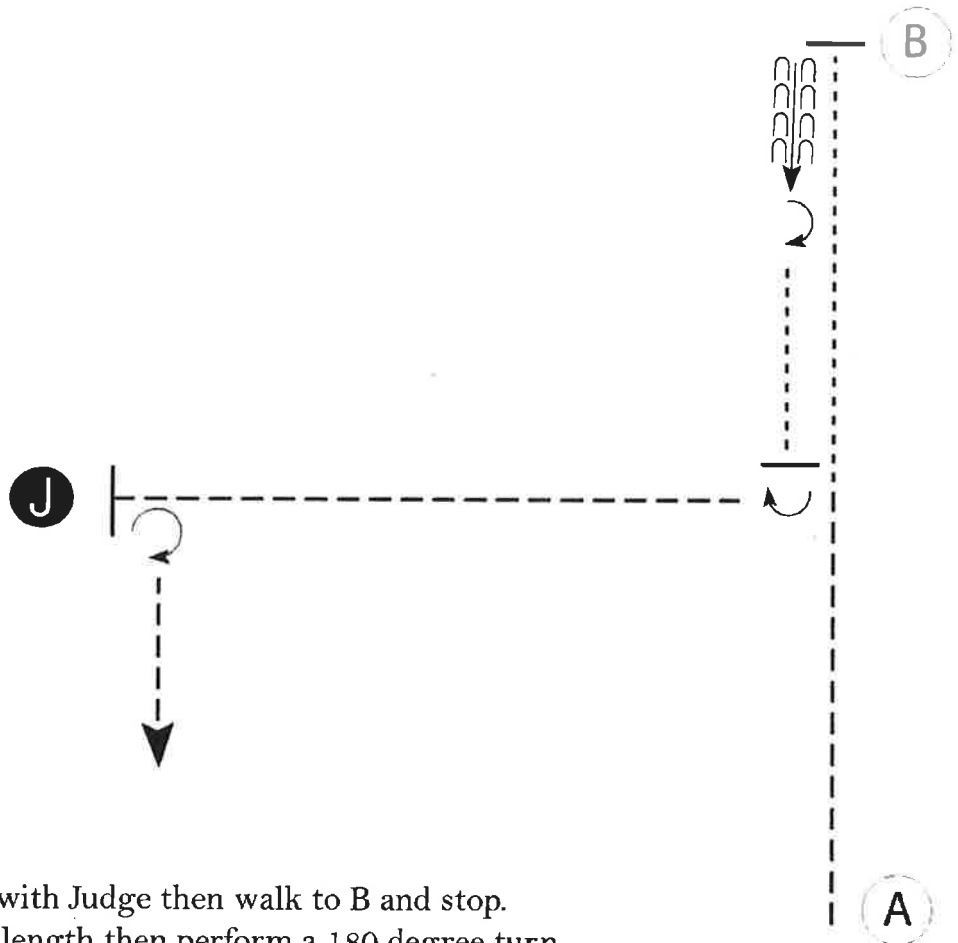
2018 Oktoberhorsefest

Showmanship (Amateur, Youth, Amateur Select)

Show Date: 27 & 28 October 2018 *+ Youth Walk/Log.*

w w w . H o r s e S h o w P a t t e r n s . c o m

w w w . H o r s e S h o w P a t t e r n s . c o m



Be ready at A.

1. Trot until even with Judge then walk to B and stop.
2. Back one horse length then perform a 180 degree turn.
3. Walk until your horse's hip is even with Judge.
4. Perform a 1/4 turn.
5. Trot to Judge.
6. Set up.
7. Inspection. When dismissed, perform a 270 degree turn and trot to exit.

Walk - - - - -
Trot - - - - -
Back ← - - - - -
Marker (B)
Judge (J)

[S/2-120]

Pattern Provided by:
Debra Watson

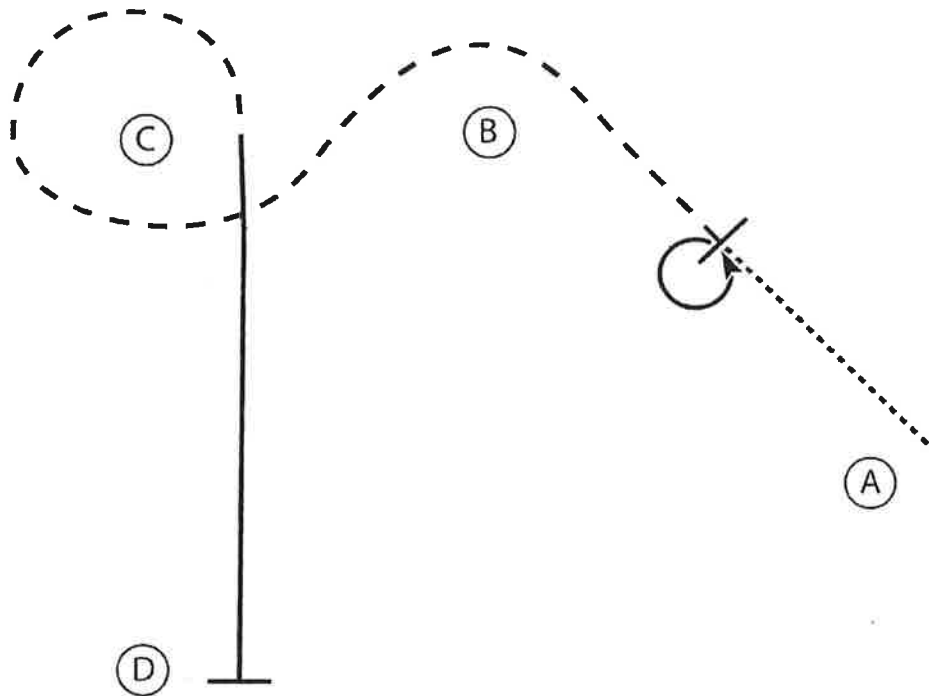
2018 Oktoberhorsefest

Hunt Seat Equitation (Amateur, Youth, Amateur Select, Beginner)

Show Date: 27 & 28 October 2018

www.HorseShowPatterns.com

www.HorseShowPatterns.com



1. At A walk halfway to B
2. Stop and perform a 360 degree turn to the left on the hindquarters
3. Posting trot to and around B and in a circle around C, performing proper change of diagonal
4. At C canter to D on the right lead
5. Stop at D

Walk
Trot	-----
Extended Trot	-----
Canter	—————
Leg Yield	
Lead Change	⤵
Back	⤵
Marker	⊙
Sidepass	⤵

[HSE/2-1]

Pattern Provided by:

Debra Watson

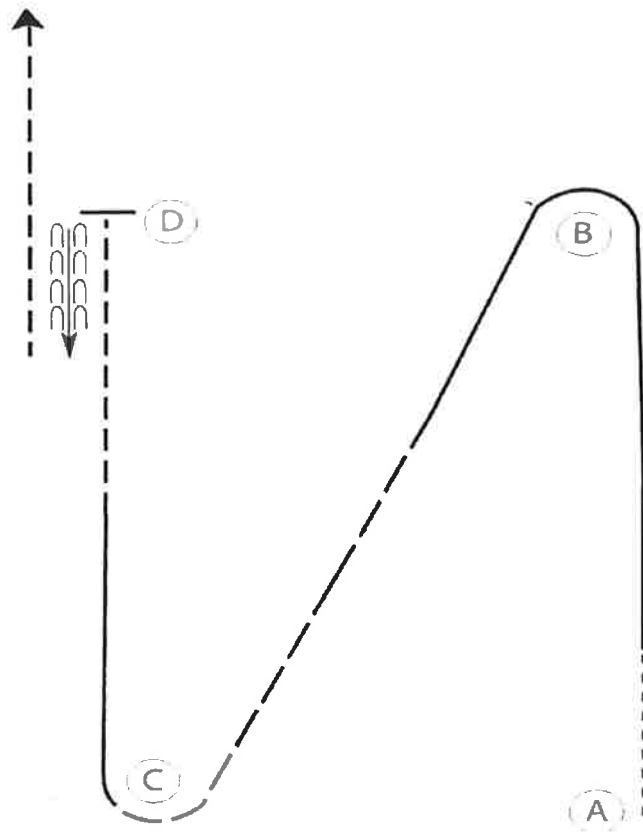
2018 Oktoberhorsefest

Western Horsemanship (Amateur, Youth, Amateur Select, Beginner)

Show Date: 27 & 28 October 2018

www.HorseShowPatterns.com

www.HorseShowPatterns.com



Be ready at A.

1. Walk two horse lengths from A.
2. Lope on the left lead to and around B.
3. Halfway between B and C, extend the jog to and around C.
4. Lope on the right lead halfway to D.
5. Jog to D.
6. Stop at D and back approximately one horse length
7. Exit at a jog.

Walk
Jog	-----
Extended Jog	-----
Lope	—————
Leg Yield	
Lead Change	///
Back	←←←←←
Marker	(B)
Sidepass	←←←←←

Follow the instructions of your ring steward.

[WH/2-66]

Pattern Provided by:

Debra Watson

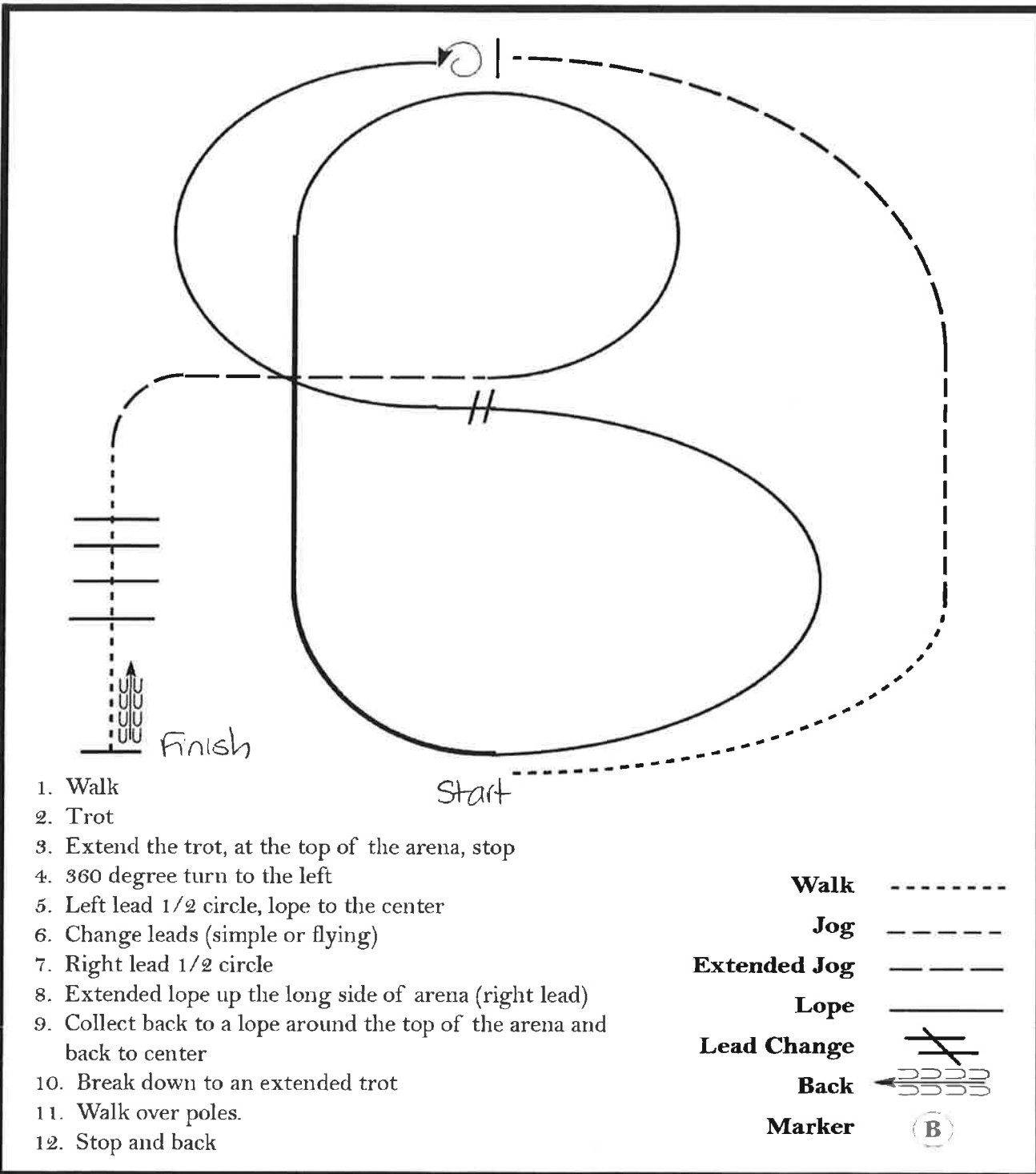
2018 Oktoberhorsefest

Ranch Riding (Open, Amateur, Youth, Amateur Select)

Show Date: 27 & 28 October 2018

www.HorseShowPatterns.com

www.HorseShowPatterns.com



1. Walk
2. Trot
3. Extend the trot, at the top of the arena, stop
4. 360 degree turn to the left
5. Left lead 1/2 circle, lope to the center
6. Change leads (simple or flying)
7. Right lead 1/2 circle
8. Extended lope up the long side of arena (right lead)
9. Collect back to a lope around the top of the arena and back to center
10. Break down to an extended trot
11. Walk over poles.
12. Stop and back

Walk	-----
Jog	-----
Extended Jog	-----
Lope	-----
Lead Change	⌘
Back	←←←←←
Marker	(B)

[RR/1]

Pattern Provided by:

Debra Watson

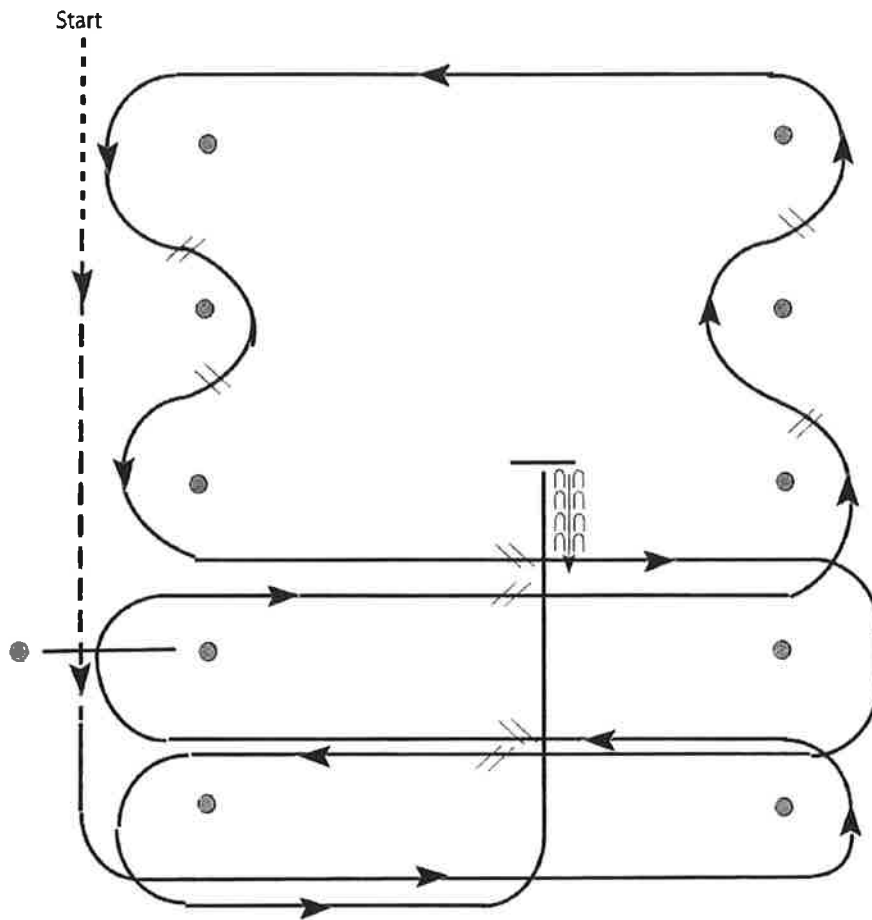
2018 Oktoberhorsefest

Western Riding (Open, Amateur, Youth)

Show Date: 27 & 28 October 2018

www.HorseShowPatterns.com

www.HorseShowPatterns.com



1. Walk, transition to jog, jog over log.
2. Transition to left.
3. First crossing change.
4. Lope over log.
5. Second crossing change.
6. First line change.
7. Second line change.
8. Third line change.
9. Fourth line change.
10. Third crossing change.
11. Fourth crossing change.
12. Lope up the center, stop and back.

[WR/OP-3]

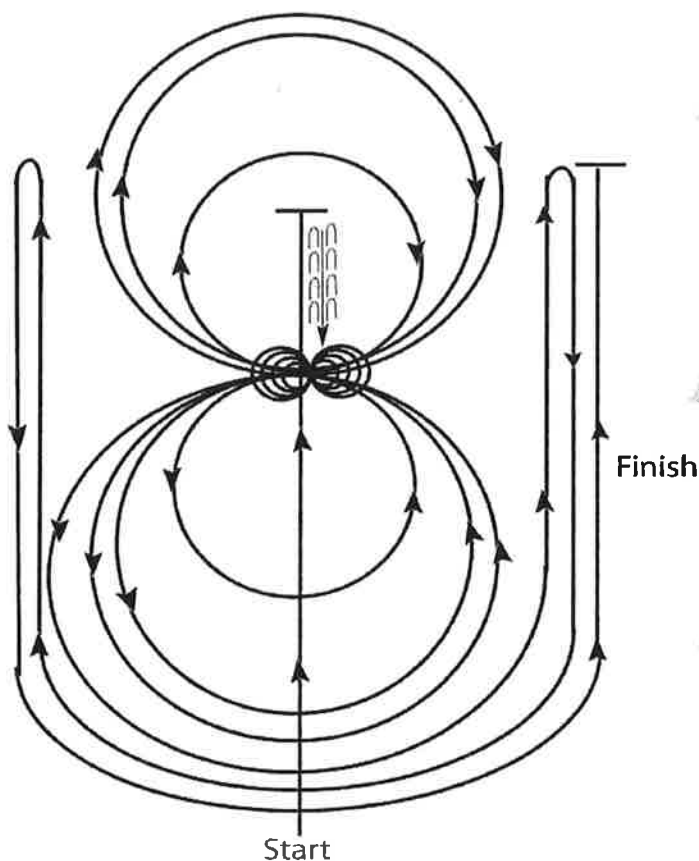
Pattern Provided by:

Debra Watson

2018 Oktoberhorsefest

Reining (Open, Youth, Amateur)

Show Date: 27 & 28 October 2018



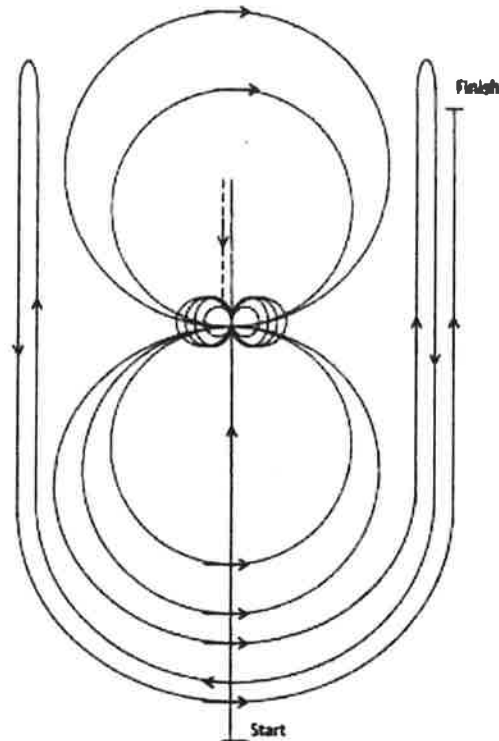
1. Run past the center marker and do a sliding stop. Back up to the center of the arena or at least ten feet (3m). Hesitate.
 2. Complete four spins to the right.
 3. Complete four and one-quarter spins to the left so that horse is facing the left wall or fence. Hesitate.
 4. Beginning on the left lead, complete three circles to the left: the first circle small and slow; the next two circles large and fast. Change leads at the center of the arena.
 5. Complete three circles to the right: the first circle small and slow; the next two circles large and fast. Change leads at the center of the arena.
 6. Begin a large fast circle to the left but do not close this circle. Run up the right side of the arena past the center marker and do a right rollback at least twenty feet (6.09m) from the wall or fence – no hesitation.
 7. Continue back around the previous circle but do not close this circle. Run up the left side of the arena past the center marker and do a left rollback at least twenty feet (6.09m) from the wall or fence – no hesitation.
 8. Continue back around previous circle but do not close this circle. Run up right side of the arena past the center marker and do a sliding stop at least twenty feet (6.09m) from the wall or fence. Hesitate to demonstrate completion of the pattern.
- Rider may drop bridle to the designated judge.

[R/AQHAP-9]

Pattern Provided by:

Debra Watson

RANCH VERSATILITY REINING Pattern 5



Judge shall indicate with mandatory markers on arena wall the centre of the pattern and place markers on wall at least 15 metres from each end of arena.

Ride pattern as follows:

1. Run past centre marker and do a sliding stop. Back to centre of arena or at least 3 metres. Hesitate.
2. Complete four right spins. Hesitate
3. Complete four and a quarter left spins. Hesitate. Horse to be facing left wall.
4. Beginning on left lead, complete two circles to the left – the first one small and slow, the second one large and fast Change leads at centre of arena.
5. Complete two circles to the right – the first one small and slow, the second one large and fast Change leads at centre of arena.
6. Begin a large circle to the left, but do not close circle. Run up left side of arena past centre marker and do a left roll back at least 6 metres from wall.
7. Continue back around the previous circle, but do not close circle. Run up left side of arena past centre marker and do a left rollback at least 6 metres from wall.
8. Continue back around previous circle but do not close circle. Run up right side of arena past centre marker, and do a sliding stop at least 6 metres from wall. Hesitate to show completion of pattern.

2018 Oktoberhorsefest

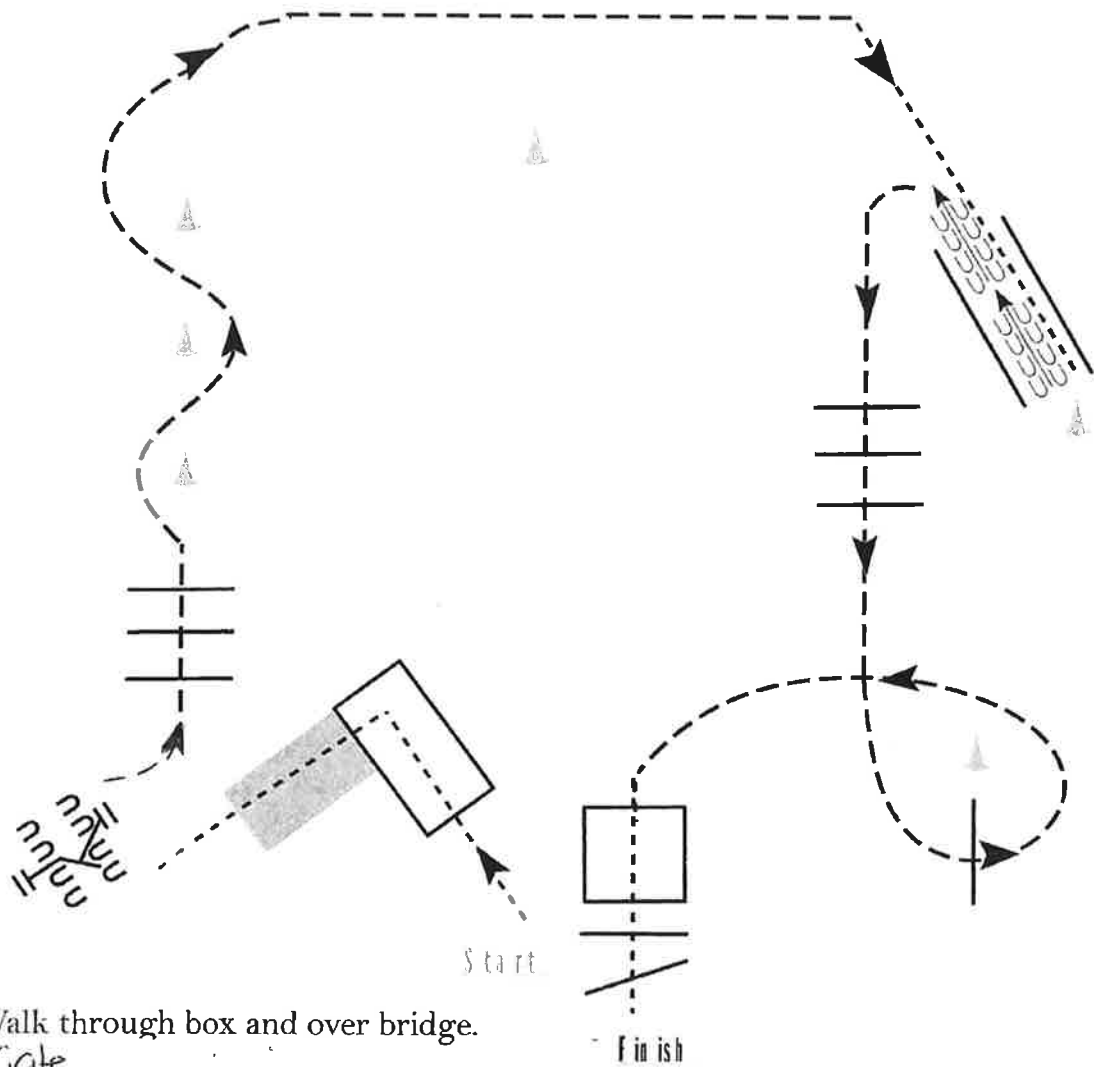
Trail (Yearling Led, 2yr & Over Led, Youth Walk/Jog)

Show Date: 27 & 28 October 2018

(13+ under)

www.HorseShowPatterns.com

www.HorseShowPatterns.com



1. Walk through box and over bridge.
2. Gate
3. Jog over poles and through serpentine
4. Walk into chute then back out.
5. Jog over poles.
6. Jog over pole, around cone and to box.
7. Walk through box and over poles to finish.

Walk	-----
Jog	- - - - -
Lope	—————
Back	←←← ←←←
Marker	▲
Sidepass	←-----→

[T/WT-42]

Pattern Provided by:

Debra Watson

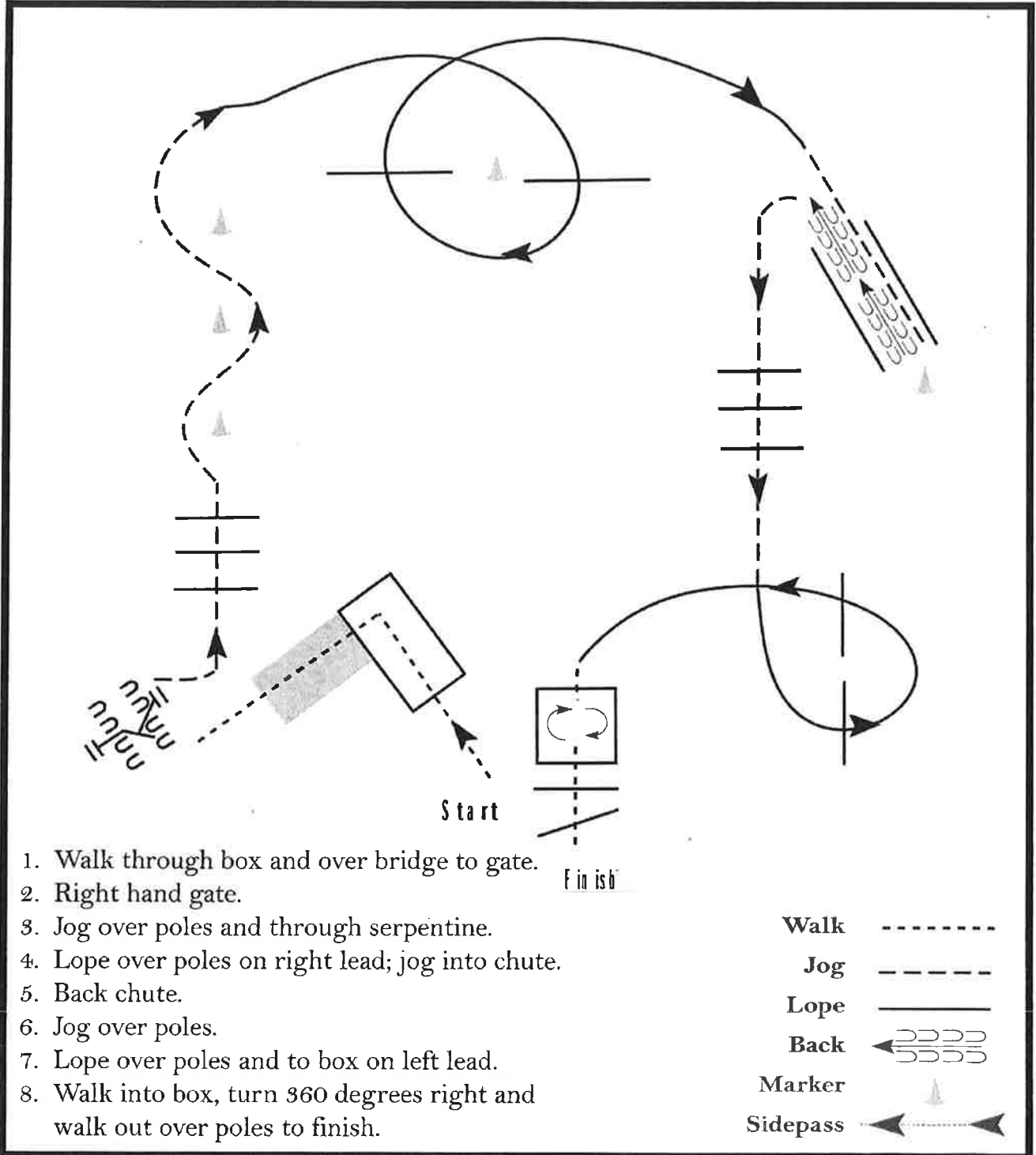
2018 Oktoberhorsefest

Trail (Senior, Junior, Amateur)

Show Date: 27 & 28 October 2018

www.HorseShowPatterns.com

www.HorseShowPatterns.com



1. Walk through box and over bridge to gate.
2. Right hand gate.
3. Jog over poles and through serpentine.
4. Lope over poles on right lead; jog into chute.
5. Back chute.
6. Jog over poles.
7. Lope over poles and to box on left lead.
8. Walk into box, turn 360 degrees right and walk out over poles to finish.

Walk
Jog	-----
Lope	—————
Back	←←←←← →→→→→
Marker	▲
Sidepass	←-----→

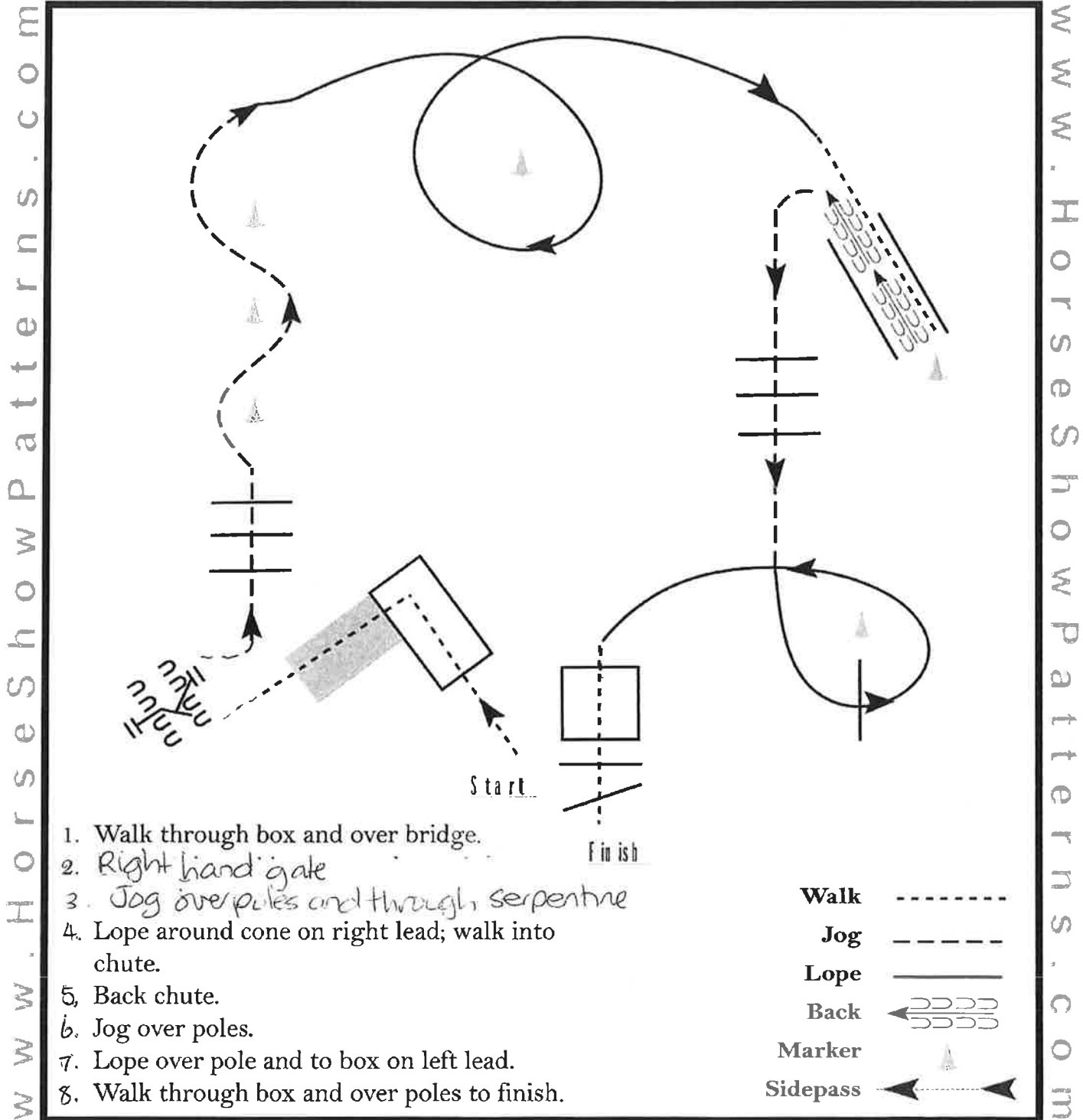
[T/2-42]

Pattern Provided by:
Debra Watson

2018 Oktoberhorsefest

Trail (Beginner, Youth, Amateur Select)

Show Date: 27 & 28 October 2018



[T/1-42]

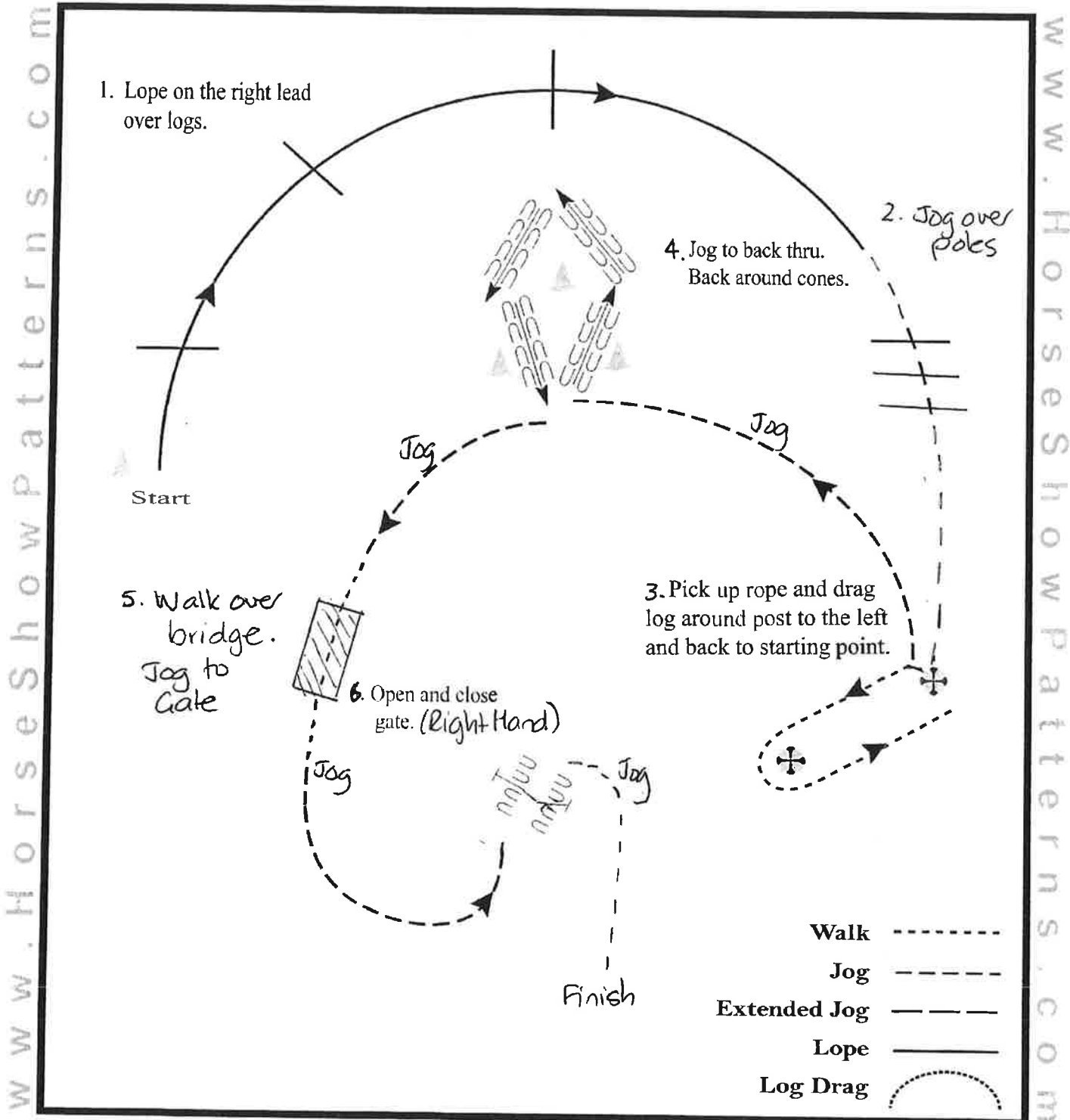
Pattern Provided by:

Debra Watson

2018 Oktoberhorsefest

Ranch Trail (Open, Amateur, Am Select)

Show Date: 27 & 28 October 2018



[RT/1]

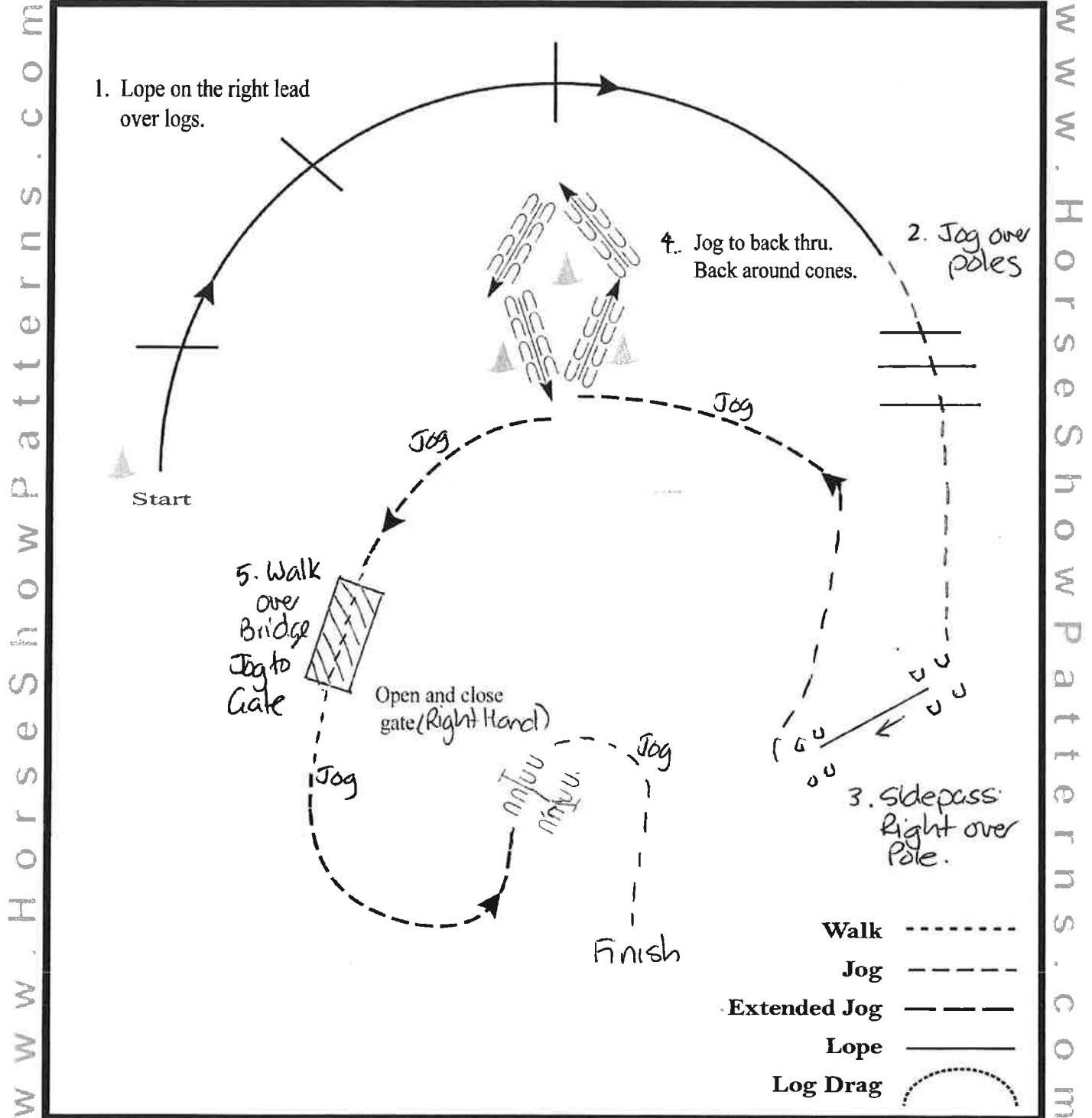
Pattern Provided by:

Debra Watson

2018 Oktoberhorsefest

Ranch Trail (Youth)

Show Date: 27 & 28 October 2018



[RT/1]

Pattern Provided by:

Debra Watson